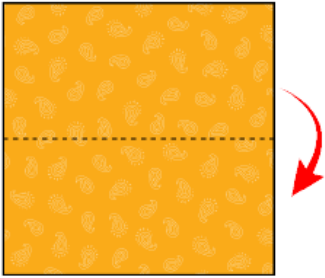



Bandana Face Covering (no sew method)


Materials

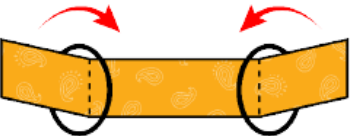
- Bandana (or square cotton cloth approximately 20"x20")
- Rubber bands (or hair ties)
- Scissors (if you are cutting your own cloth)



Tutorial

- 

1. Fold bandana in half.
- 

2. Fold top down. Fold bottom up.
- 

3. Place rubber bands or hair ties about 6 inches apart.
- 

4. Fold side to the middle and tuck.
- 
- 

6.